

20


*Ways to enhance  
your  
class piano experience*

**Margarita Denenburg**

**Technology**

# 1

## Use applications as your class piano assistant



Amazing Slow Downer  
Music Tutor  
Music Note Reading Trainer  
Flash note Derby  
Decide Now


# 2


## Improve your piano skills with *Piano Maestro*




← Holiday/New Year's Eve ▾ Levels ▾


Holiday/New Year's Eve > All Levels

**1a** Level  **C** Major

**1b** Level  **F** Major

**2a** Level  **F** Major

**Auld Lang Syne**  
Composer : Scottish Folk Song, Categories : Holiday/New Year's Eve, Free, Free Holiday Songs  
**KEY: F Major** [Buy on musicnotes.com](#)



**PLAY**

**LEARN**

# 3

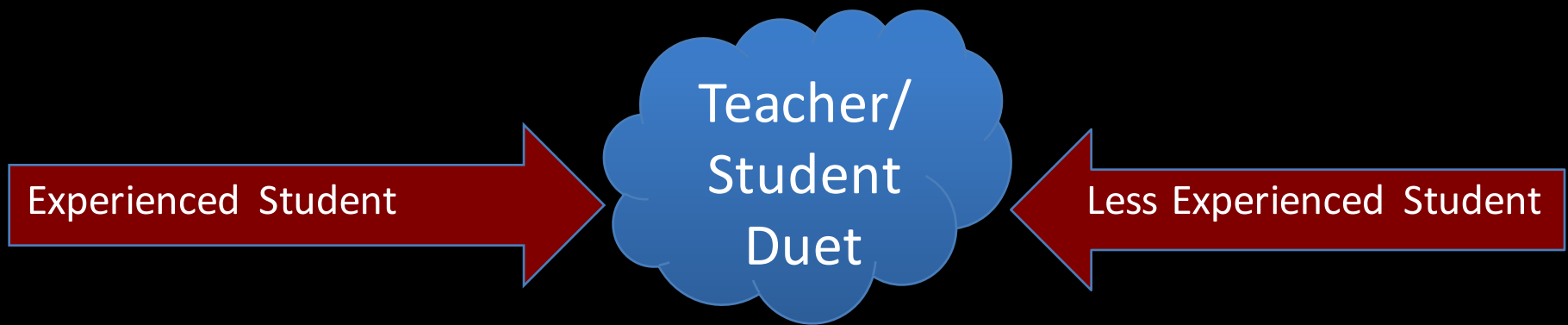
## Create a class community through Social Media



# Peer Integration

# 4

Use Teacher/Student duets  
to accommodate different skill levels



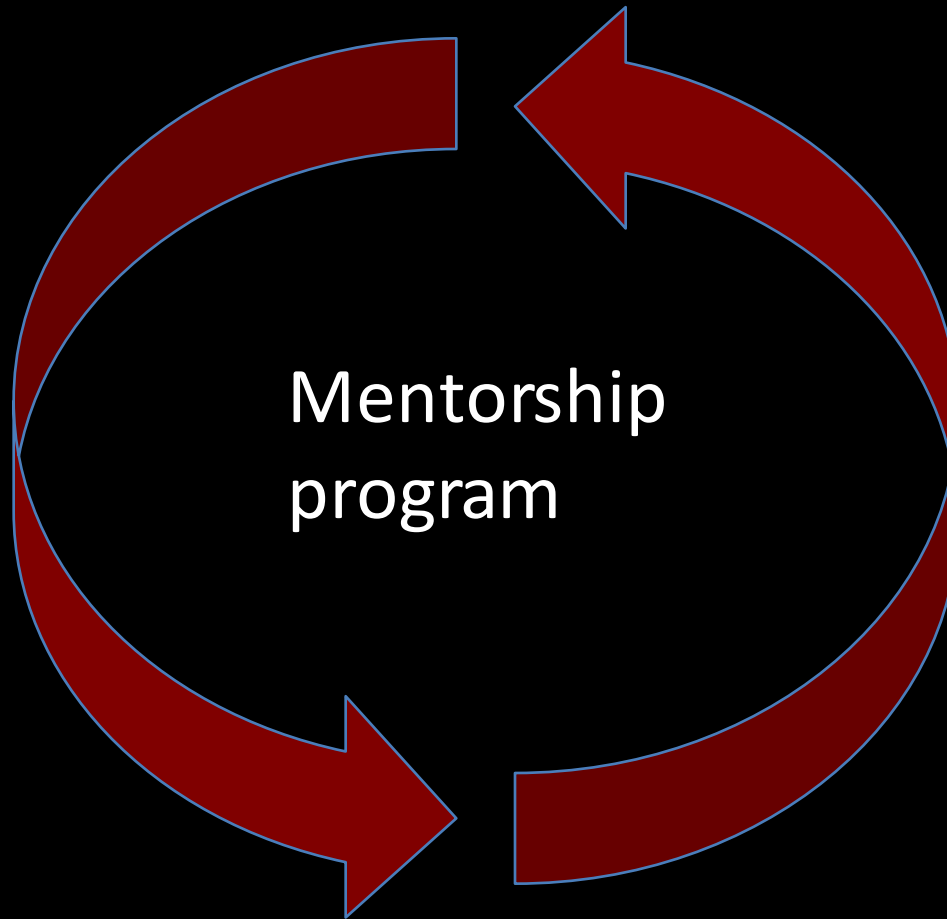
5

# Combine different level classes

Beginner  
Class Piano

Mentorship  
program

Advanced  
Class Piano





6

Students learn best through teaching!



# Exams



Oh  
NOOOOO!!!

7

B

B+

A+

C+

A+

B-

Let the students do the grading!

A

B+

D

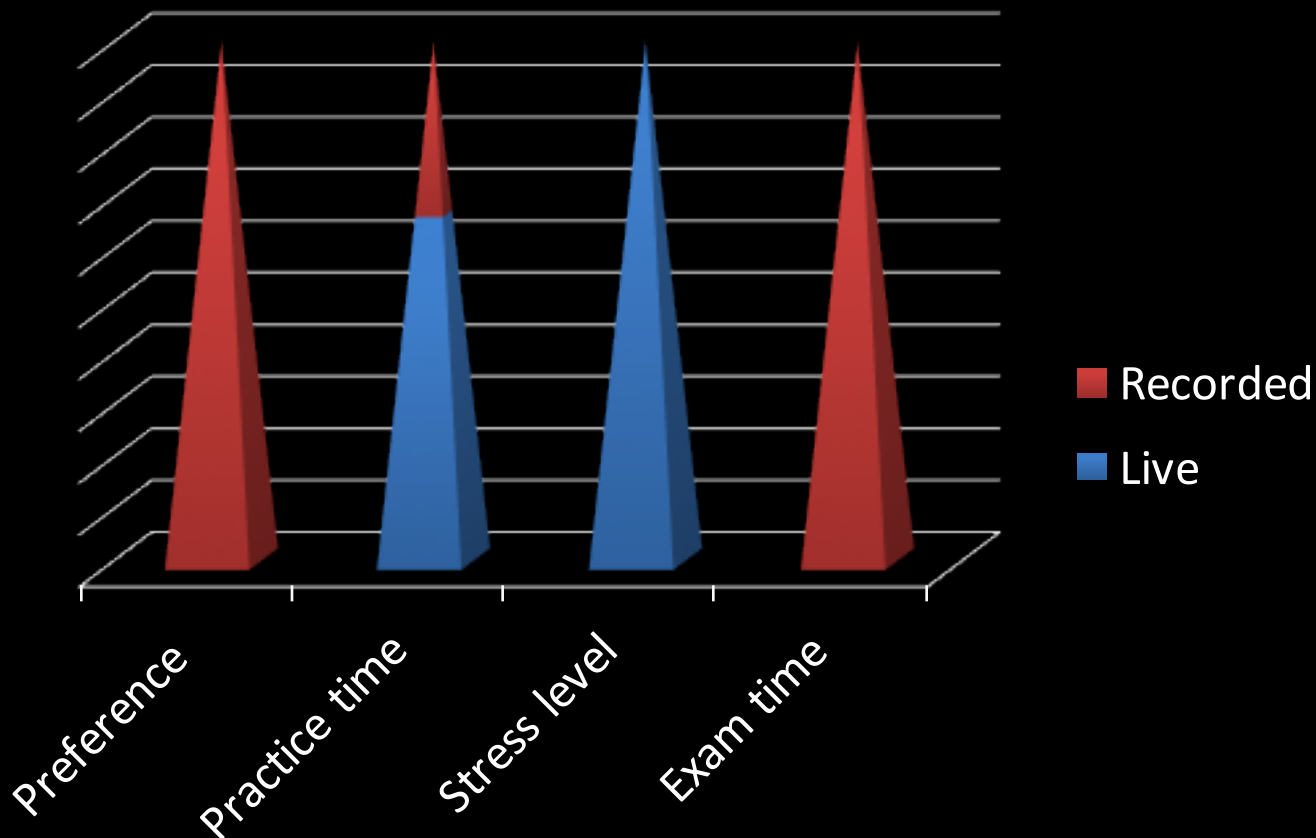
B+

A-

C

# 8

Give students the option to record their exam instead of taking it in person



**In class activities**

9

Sticky sticky sticky notes and other  
“kid” tools work in college!



# 10

## Dress up your scales!



- Scale with rhythmic accompaniment
- Divide the class and start the scale from different directions
- Harmonize the scale and play along
- In pairs: ask students to play the cadence and scales
- Advanced: Cadence in one hand and scale in the other

11



Grab your  
cadence –  
start  
composing!



12

Teach complicated spots with musical chairs and pianos



13



Give time in class, but do so in pairs

14

Teaching new concepts  
do not have to be done  
only on piano!

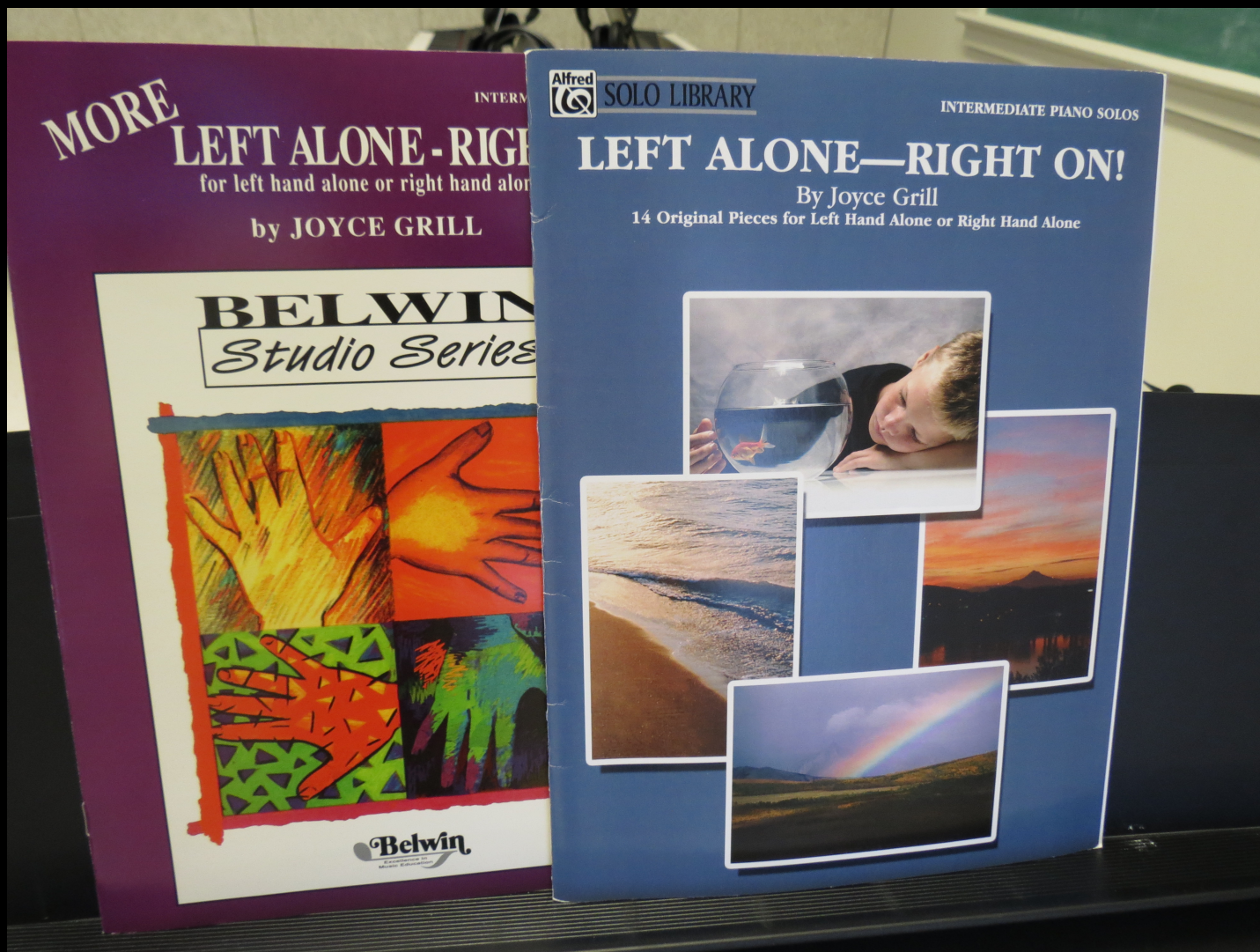


**Fun repertoire**

15



STOP! RH or LH allowed only



# 16

## Utilize popular songs into your teaching



Holiday music  
Popular songs  
Happy Birthday!  
The Stars Spangled Banner!

Performing

17

Use competition to motivate your students  
(Chocolate does wonders!)





# 18

Assign ensemble pieces to create a more dynamic learning experience



4 hands? 6 hands? 8 hands? Anything Goes!

19

Let your students  
perform at formal  
and  
informal events!



# 20

Let your students to learn difficult pieces through unconventional activities such as creating music videos



# Image Sources

- <https://escalantecanyonsmarathon.files.wordpress.com/2015/09/fast-fifty-number-203.jpg>
- [http://www.wallcoo.net/animal/friends/images/%5Bwallcoo\\_com%5D\\_friends\\_007.jpg](http://www.wallcoo.net/animal/friends/images/%5Bwallcoo_com%5D_friends_007.jpg)
- <http://streetpianos.com/toronto2012/wp-content/uploads/comments/2012/07/17/454x454/2012-07-1621.29.15.jpg>
- <http://cellobello.com/blog/wp-content/uploads/2011/09/10820352-music-composer.jpg>
- <http://youruniversityinfo.blogspot.com/2015/12/heidelberg-university.html>
- <https://www.vectoropenstock.com/media/users/3/74565/raw/ecc3e28af66b60276799f9a229641be0-social-media-tree-concept.jpg>
- <http://www.blogcdn.com/www.urlesque.com/media/2009/10/bear071409.jpg>
- [https://images.petsbest.com/marketing/blog/dog\\_scared\\_of\\_vet.jpg](https://images.petsbest.com/marketing/blog/dog_scared_of_vet.jpg)